



KlickData Learning Management System

Den new generation education online



The challenges

Most organisations today need more advanced and skilled staff than before.

Education needs constant updates due to the global competitive markets and more rapid external changes .

More and more people need to be updated more in their skill more often to be updated to do the job they assume they are doing.

New rules create a need for regular certifications of knowledge.

Information is to the vast extent accessed and acquired online but validation and assessment for knowledge is key for organisations.

The traditional school system is mostly outdated and today is being replaced by digital online education, which has been accelerated in the 1920s.



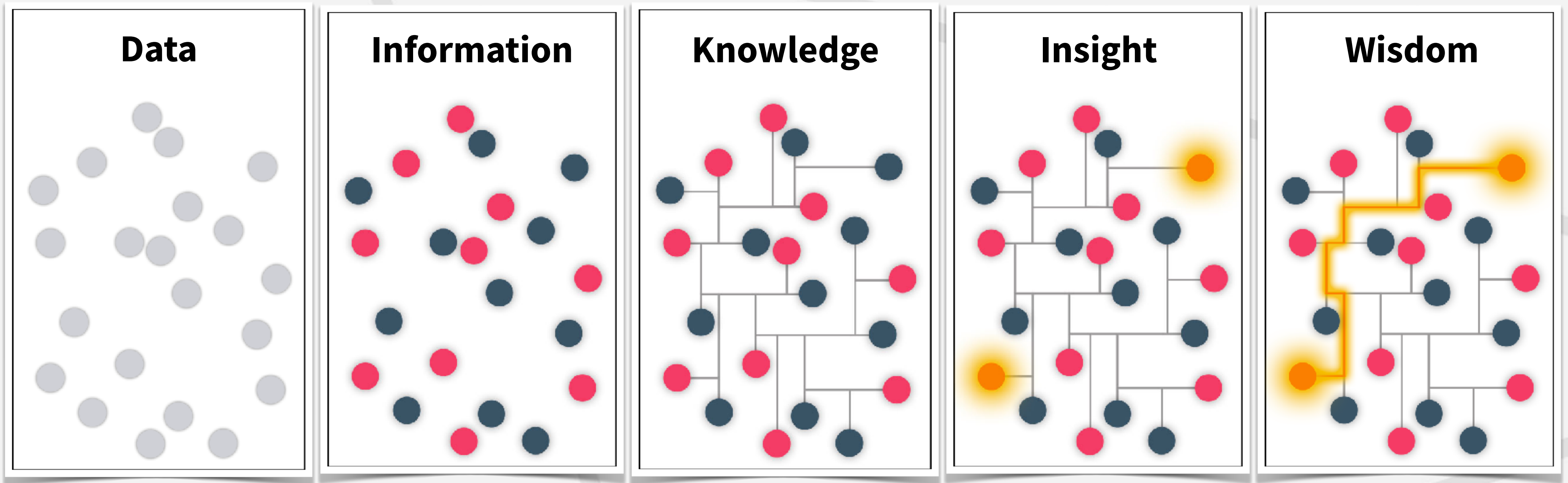
The solution is education online

Companies are using online training to a much greater extent than before to solve the knowledge transfer problem.

E-learning is not only accepted; it is the most common way to convert information into knowledge today and will be even more in focus for the future.


Most companies invest in an online academy with a learning platform; Learning Management System (LMS) to enable efficient and cost effective staff training.

The trend has accelerated with the recent World events and online academia is the key for developing all organisations.



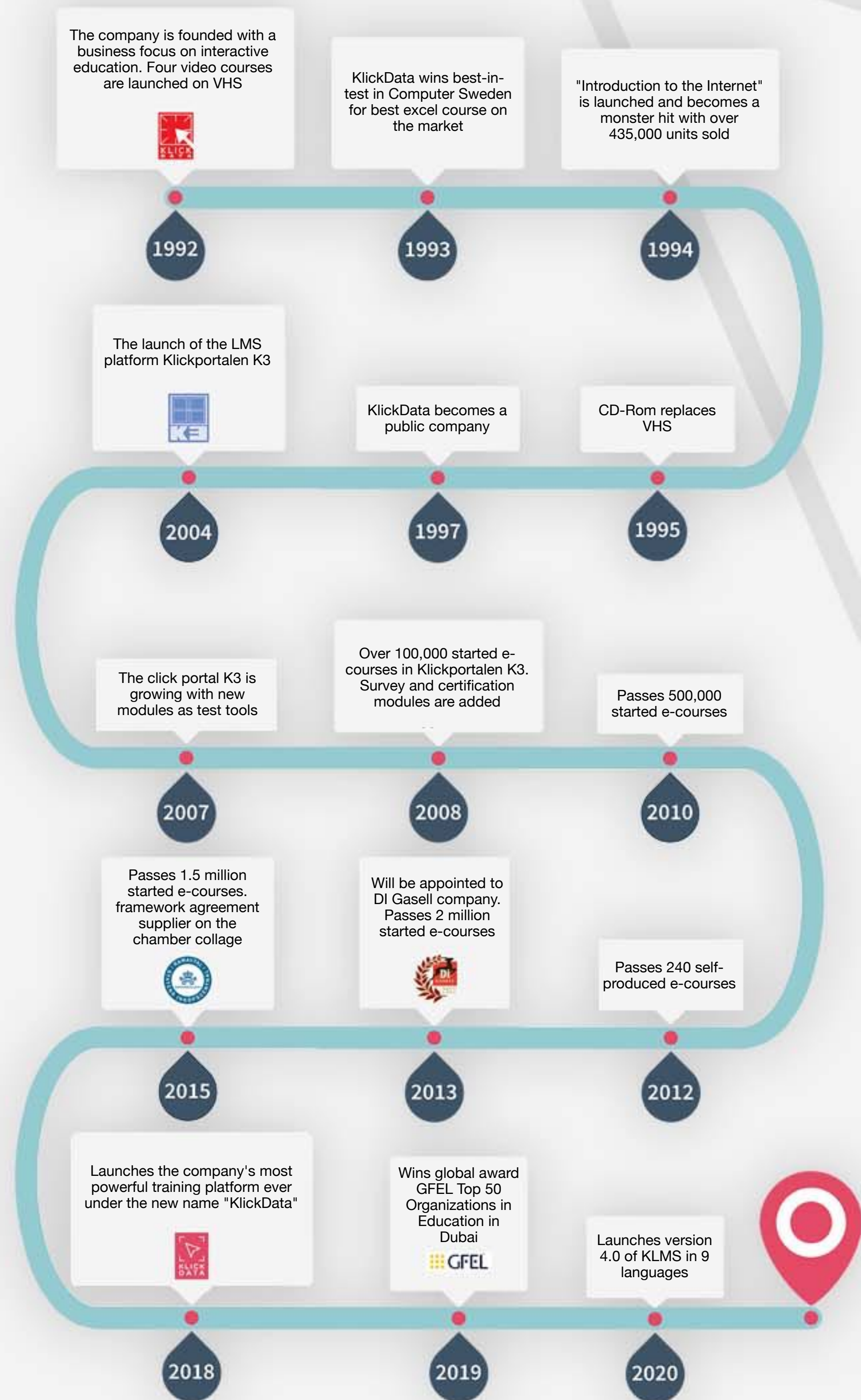
Validation of knowledge is not the same as access to information

Elearning from Klick Data



Simplicity

Everything we at Klick Data have done for almost 30 years in digital education has a key word that lies in our DNA; Simplicity.



*"In the **crossroad** of **technology** and **knowledge** have we put all our efforts into creating a learning experience using the latest technology within the best practice to learn. And we have accomplished **magic things** during our journey in the online education industry to simplify for our clients. And we will continue to strive to reach new heights in our mission to create the Knowledge Network. "*

Erik Bolinder, Founder of
Klick Data and
GFEL Top 100 Leader
in Education 2019



In December 2019 the EdTech company Klick Data was awarded a GFEL Global Forum for Education & Learning Foundation Award for "Top 50 Education Organizations" in the World" in Dubai.

Klick Data motto: It should be simple

It shall be easy to
Search

It should be easily
accessible **responsive** on
mobile / tablet / computer

It should be easy to learn
Pedagogical

Creating self-adapted and
business-adapted courses
should be easy **Course
Creator**

It should be easy to
understand system for
Admin and Users **UX**

It should be easy to
follow up **Reminders**

It should be easy to send
out courses to those who
need to attend the training
Assign

And, above all, should be
easy to see the outcome of
the education budget **ROI**

User interface

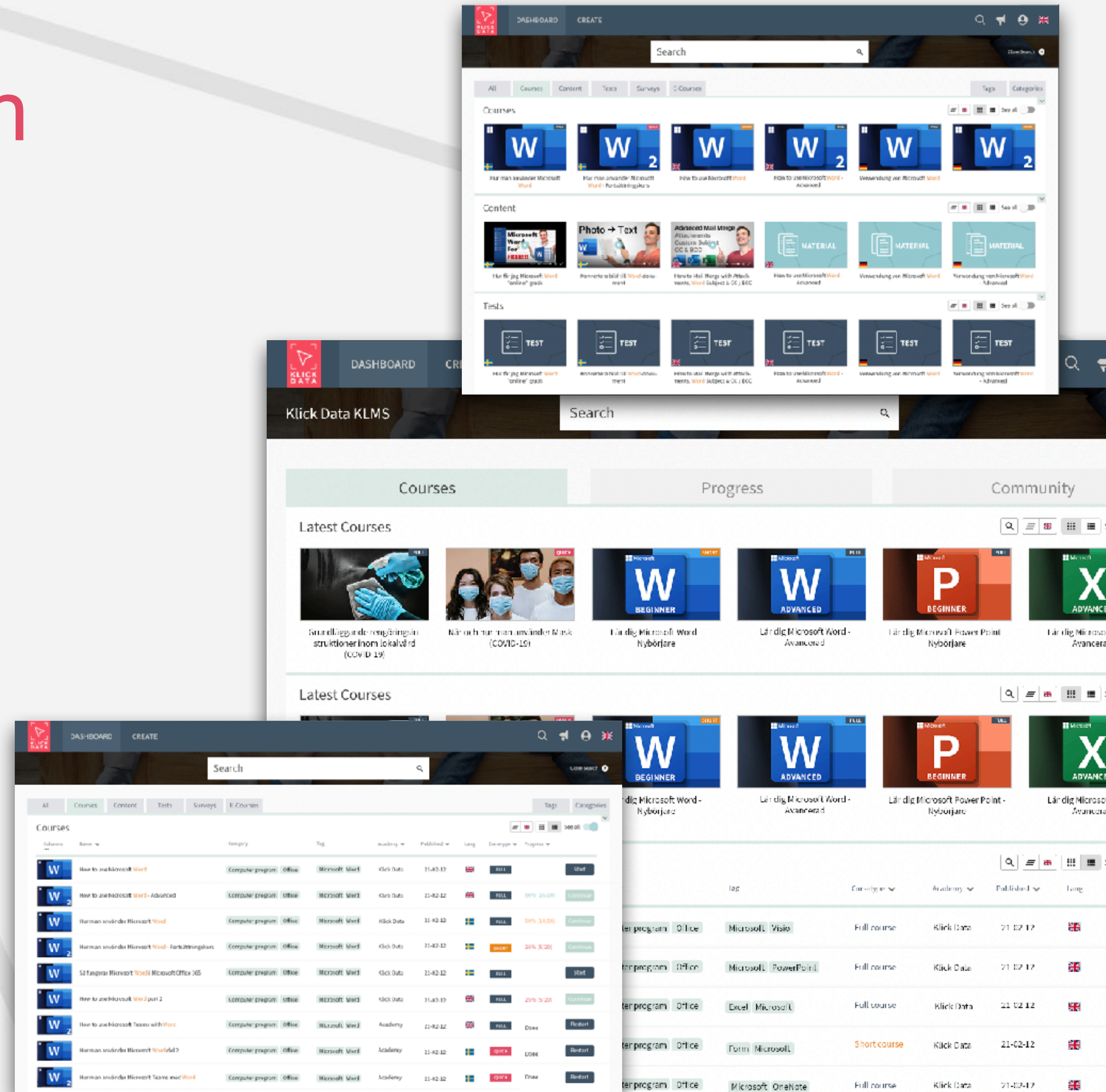
The simplicity of Search

A learning platform based on a search system that has the ambition of being better than Google has good prospects of being loved and well used.

Users and administrators met with sections that they are familiar with from Netflix.

And with **KLMS Global Search Appliance** that provides all the ingredients users or admin needs based KLM on the success of its predecessor.

The direct feeling and touch is there from our total focus on simplicity.



A person is seen from the side, sitting at a desk and using a laptop. The laptop screen displays a website with a grid of course thumbnails. The thumbnails are organized into sections: 'Latest Courses' at the top, followed by 'E-Courses' below it. The 'Latest Courses' section includes courses for Microsoft Word (Beginner, Advanced), Microsoft PowerPoint (Beginner, Advanced), Microsoft Excel (Beginner, Advanced), and Microsoft Teams. The 'E-Courses' section includes courses for Microsoft PowerPoint 2013, Adobe Dreamweaver CS4, Microsoft Excel 2010, Microsoft Access 2010, and Adobe Photoshop CS4. The person's hand is visible on the laptop keyboard. A wooden pencil holder with several pencils is on the desk next to the laptop. A red folder is also visible in the background.

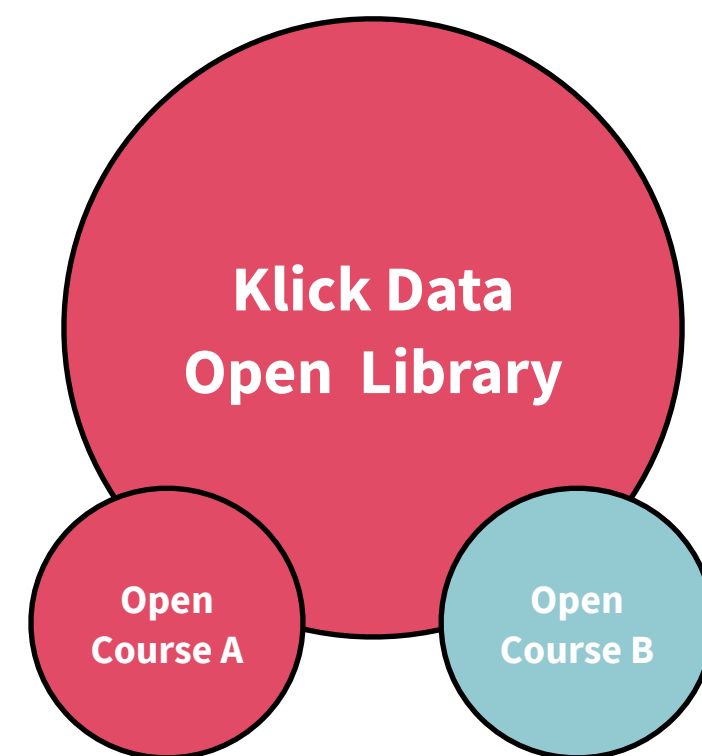
Klick Data learning platform KLMS has 29 years of experience in training staff through digital online courses. A large range of e-courses and online training as well as tests.



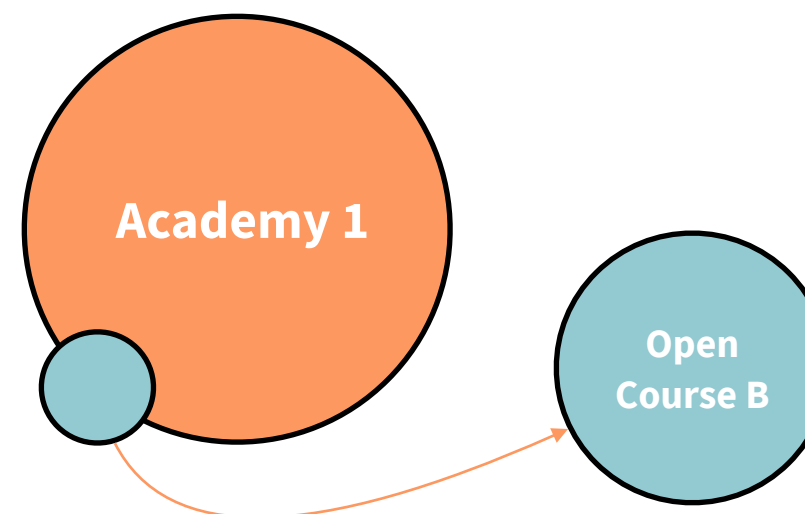
In Klick Data's learning platform **KLMS**, companies can create a digital academy with courses to train and validate employees, suppliers, distributors in business-critical knowledge.

KLICKDATA OPEN LIBRARY

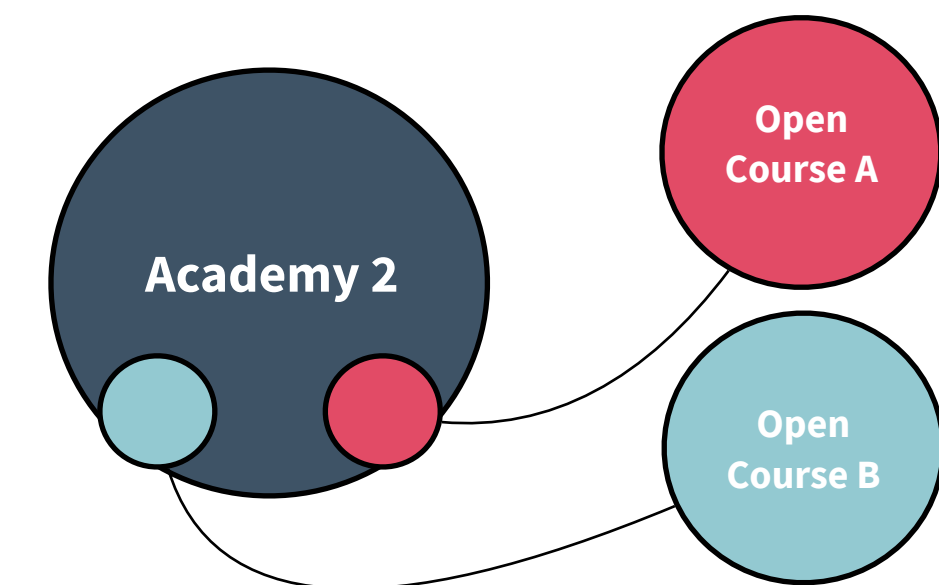
In Klick Data Open Library (KOL) there is a wide course library available with open online courses. Some courses suit the organization, while others do not. The administrator of the Academy (AA) chooses what content is to be displayed in the Academy for his organization. For everyone, groups and individuals.



Example A:
The administrator of Academy 1 (AA1) chooses to make Course B available to the users of that academy.



Example A:
The administrator of Academy 2 (AA2) chooses to make Course A and Course B available to the users of that academy.



The company's requirement for courses that are mandatory in combination with the opportunity to personally train on your own to build a better version of yourself goes hand in hand through **Klick Data Open Library**



In the learning platform KLMS management environment, each user can be guided by the courses **assigned** to the mandatory requirements, **recommended** in the business area and **optional** courses for personal development.



Through the e-learning benefits of providing education accessible and easily accessible in mobile, tablet and computer environment without the need for presence in time and space, educational efforts can be adapted to when it is most needed and in the right place in time and space.

Klick Data KLMS

DASHBOARD CREATE

Search

Courses Progress Gamification

Overview

All Ongoing Assigned Recommended Completed

Chris Tornerhielm

Assigned Courses (Your Courseplan)

Until 21-03-31 (20 days) ***

Grundläggande rengöringsinstruktioner inom lokalavärd (COVID-19)

Until 21-03-31 (20 days) ***

När och hur man använder Mask (COVID-19)

Until 21-03-31 (20 days) ***

Lär dig Microsoft Word - Nybörjare

Until 21-03-31 (20 days) ***

Lär dig Microsoft Word - Avancerad

Until 21-03-31 (20 days) ***

Lär dig Microsoft Power Point - Nybörjare

Until 21-03-31 (10 days) ***

Lär dig Microsoft Avancerad

Assigned Courses (Your Courseplan)

Course	Name	Last date	Assigned by	Category	Tag	Course type	Lang
V	How to use Microsoft Visio	21-03-12	Mats Larsson	Computer program	Office	Microsoft Visio	Full course
P	How to use Microsoft PowerPoint	Close call 21-02-22	Mats Larsson	Computer program	Office	Microsoft PowerPoint	Full course
X	How to use Microsoft Excel	Critical call 21-02-12	Mats Larsson	Computer program	Office	Excel Microsoft	Full course
F	How to use Microsoft Form	21-03-12	Mats Larsson	Computer program	Office	Form Microsoft	Short course
N	How to use Microsoft OneNote	21-03-12	Mats Larsson	Computer program	Office	Microsoft OneNote	Full course
W	How to use Microsoft Word	21-03-12	Mats Larsson	Computer program	Office	Microsoft Word	Full course
T	How to use Microsoft Teams	21-03-12	Mats Larsson	Computer program	Office	Microsoft Teams	Full course

Start

Klick Data KLMS

DASHBOARD CONTENT STATISTIC ACCOUNTS SETTINGS NEWS HELP

LEARNER ADMIN

Shortcuts

- All Courses
- All Content
- All Tests / Quizzes
- All Events
- All Surveys
- Statistics
- Academy Learners
- Academy Groups

Dashboard

Instruction Subject

This information box is visible the first time you come to this page. In the box there is information about what is happening including an instructional video (which is a screen playback). You close the box with the small cross in the upper right corner. When it is removed, you click on the ? which is located at the top in the right corner of the middle column.

Welcome back Chris Tornerhielm

5 new Messages 5 new Announcements Settings

Author Statistics

37 Courses 231 Content 41 Tests 41 Surveys

Academy Statistics

251 Courses 1199 Content 189 Tests 159 Surveys

Upcoming Events

August

Activities

Latest News

Klick Data KLMS new Admin Interface

2021-03-01 KLMS News

Klick Data KLMS will have a new admin interface already this spring. We hope you enjoy your work here at KLMS.

New Courses For Spring 2021

2021-03-01 Academy News

Klick Data KLMS will have a new admin interface already this spring. We hope you enjoy your work here at KLMS.

Masterclass 2021-04-30

2021-03-01 Academy News

Klick Data KLMS will have a new admin interface already this spring. We hope you enjoy your work here at KLMS.

Klick Data KLMS new Open Courses


2021-03-01 KLMS News

Klick Data KLMS will have a new admin interface already this spring. We hope you enjoy your work here at KLMS.

ALL NEWS


The KLMS learning platform has a **user** environment and an **administration** environment. Each user has a personal login to the system and a personalized menu for personal development.

Course interface



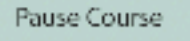
[DASHBOARD](#)

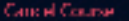
[CREATE](#)

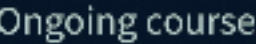


How to use Microsoft Word

A step-by-step tutorial for Beginners, learn how to use Microsoft Word and some highlighted tips.







Course Content

- What are the Microsoft Word?
- How to get Microsoft Word "Online" for free
- Microsoft Word Beginners Tutorial**
- Top 15 Microsoft Word Tips & Tricks
- How to use Format Painter in Microsoft Word, Excel & PowerPoint
- Test for the course "How to use Microsoft Word"
- Evaluation of course regarding "How to use Microsoft Word"

Microsoft Word Beginner Tutorial

Some functions, such as sorting, editing styles, etc. can not do if you run the free version of Microsoft Word via office.com. To get all the features covered in the videos, you need to run Word as a program on your computer.


The goal of the task

This is the intent for the most common functions. When you know this, then you have the base for your knowledge in Word.

Estimated study time: **1 hour 30 min**

Microsoft Word Beginners Tutorial (Instruction video)

Learn how to use Word with this step-by-step tutorial. Some functions, such as sorting, editing styles, etc. can not do if you run the free version of Microsoft Word via office.com. To get all the features covered in the videos, you need to run Word as a program on your computer.



Word Tutorial

Chapterpoints: **12**

This video is based on 12 chapters and 60 different tools in Word. Don't forget to make notes below.

Make Note

Create a document in Word

Link to Microsoft Word's online document - Use to create a Word Document.

[Open Link](#)


Save your document to OneDrive in Word

When you save your files to the cloud, you can share and collaborate with others, and get to your files from anywhere - on your computer, tablet, or phone.

[Open Link](#)

The History of Microsoft Word - Bill Gates Stories

Listen when he describes how it all started. This audio file has nothing to do with the final grade but is more of an interesting story of how it all started.





Chapterpoints: **5**

This audio file is a story by Bill Gates. Listen when he

How to use Microsoft Word

A step-by-step tutorial for Beginners, learn how to use Microsoft Word and some highlighted tips.






Course Instructor
Kevin Stratvert

Course description

Microsoft Word for word processing and document creation. Find out how document collaboration and editing tools can help polish your Word skills. All videos in this course are made by Kevin Stratvert as our Video Instructor. Kevin is an ex-Microsoft Program Manager. He worked at Microsoft for 14 years and most recently led the Office.com and the Office app experiences.

Presentation



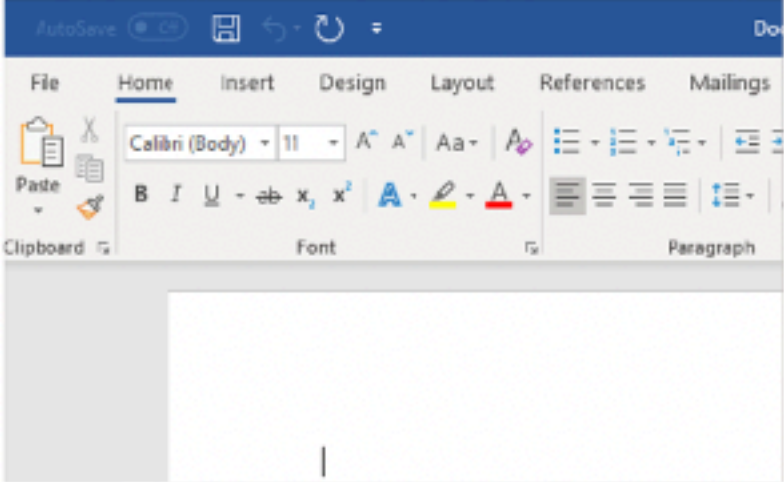
Course goal

The aim of the course is for you to get an insight into how to use Microsoft Word

Course instructions

Before you start the course, we recommend that you have started word or follow the link and log in to office.com. It is much easier when you complete the course that you simultaneously do what goes through in the videos.

Screenshot



Course end reward

The end reward is based on a test from the required content. The final test have **7** questions. Your final grade is of the **certificate** format with a rating based on how well you have completed the test.

Other information

This course is connected with course called **How to use Microsoft Word - Advanced**

Course Details

Course Availability

- Course is public
- Always available

Course language

- English

Play time

- 1 hr 45 min

Course duration

- 2 hr 30 min

Categories

- Computer program
- Office


Tags

- Microsoft
- Word

Course last updated

- 2021-02-10

Functions





Klick Data KLMS

Learners

Learners can search for open courses in Klick Data KLMS and after completing the course receive a participant certificate, diploma or grade based on the course.

Learners who belong to an academy (company / organisation) are assigned a syllabus by the academy's administrator to further develop their knowledge levels.

Learners can view and print diplomas on test results from courses taken in order to certify the level of knowledge, for example: when applying for a job.

Learners as well as admins can create courses with materials, tests and examinations and publish them in KLMS. It is as easy as creating content on social media.



Klick Data KLMS

Administrator

The account administrator creates user accounts for students / staff and invites them to the academy and manages classes / groups, course plans and sets time frames for the training for the users.

The account administrator is responsible for the academy's supervisors and approves course content and tests for the academy's users.

The account administrator publishes courses from Klick Data's courses and the self-made ones for different groups and users.

The account administrator has an overview of the development of the company / organisation's knowledge development.



Compulsory courses, personal development courses and easy-to-find micro-course elements with superb simple indexing give your company a system that employees and administrators will appreciate and enjoy being in.

It's easy to love KlickData KLMS!



Klick Data LMS

All forms of course material can be added. (Videos, files, attachments, links,)

Any course material can be tested (Quiz, Test, Random, Labyrinth, Exam etc.)

Any course material can be evaluated (examination, evaluation, grades, degree, degree, certification, etc.)

Synchronous education with Events where students and teachers can communicate as part of the curriculum (Zoom, live events, webinars, conferences, classroom teaching, etc.)

A complete platform for learning in all organisations.

Gamification

As if this were not enough, we have added a Community section that is only based on the joy of knowledge with the world's largest database of indexed quiz questions. Over half a million > 500,000 multiple choice questions linked to Wikipedia and 300,000 global users to compete against. We do not build an LMS among many others. We build the Knowledge Social Network.

Organization requirements. Your development and your joy of knowledge. There is no contradiction between knowledge requirements from company management and the fun of gamification. Quizzes are a great part of learning that strengthens memory.

Admin may opt out of the Gamification Community due to company policy. KLMS fits all strategies.

The screenshot displays the KLMS interface, which is a gamified learning platform. The top navigation bar includes 'DASHBOARD' and 'CREATE' buttons, along with a search icon and a language selector (UK). The main content area is divided into two sections: a quiz page and a community leaderboard.

Quiz Page (Mathematics):

- Header:** 'Mathematics' with a sub-header 'You have taking 0 of 4189 questions, see full result'.
- Buttons:** 'Start Quiz' and 'Start Quiz Battle'.
- Wikipedia Content:** A snippet from Wikipedia about the field of study, mentioning terms like 'quantity (number theory)', 'structure (algebra)', and 'space (geometry)'.
- Search Bar:** A search bar labeled 'Search Quizzes' is visible below the Wikipedia content.

Community Leaderboard:

- Navigation:** 'Courses', 'Progress', and 'Community' tabs are at the top. Below 'Community' are 'Quizzes', 'Library', 'Category', and 'Creators' sub-tabs.
- Latest Quizzes:** A row of six quiz cards is shown, each with a thumbnail, title, and progress indicator. The quizzes are: Mathematics, Wikipedia, Human Body, Europe, Borussia Dortmund, and General Knowledge.
- Main Quizzes Table:** A table listing the top quizzes with columns for 'Columns', 'Name', 'Questions', 'Champion', 'Progress', 'Correct', 'Standing', and 'Start/Continue' buttons.

Columns	Name	Questions	Champion	Progress	Correct	Standing	Start/Continue
	Mathematics	4189	Mahmut (92.3% - 3675)	0	18.9K		Start
	Wikipedia	38	Abdullah (67.2% - 33)	0	163		Start
	Human Body	2764	Ercep (81.6% - 2764)	501	46.8%	27,365 (3.4K)	Continue
	Europe	896	Nastasia (76.2% - 696)	20	36.5%	1996 (2.3K)	Continue
	Borussia Dortmund	2	Chris (33.3% - 3)	0	(2)		Start
	General Knowledge	15973	Mahmut (88.3% - 9784)	676	43%	11,354 (19K)	Continue



Klick Data is a reliable partner with three decades of experience

With over 29 years of experience in digital education, our experience and reputable reputation as well as international award rewards give our customers the confidence to be the right strategic partner for online education.

Ease of use and powerful functionality in combination with large amounts of courses and tests with a focus on simplicity is a key word in our DNA.

Simplicity and strength in administration provide user-friendliness at all levels.

Value-driven solutions that **help our customers become stronger in their business.**

Från information till kunskap

Material:

What should I learn? PDF,
Link, Word, YouTube,
Webinar, Live Event, Book.

Certification:

How much have I learned?
Participation, Validation of
knowledge. Test / Quiz.

Evaluation:

How much difference has
what I learned meant?
Course evaluation, Employee
survey, Evaluation of
teachers.

The course:

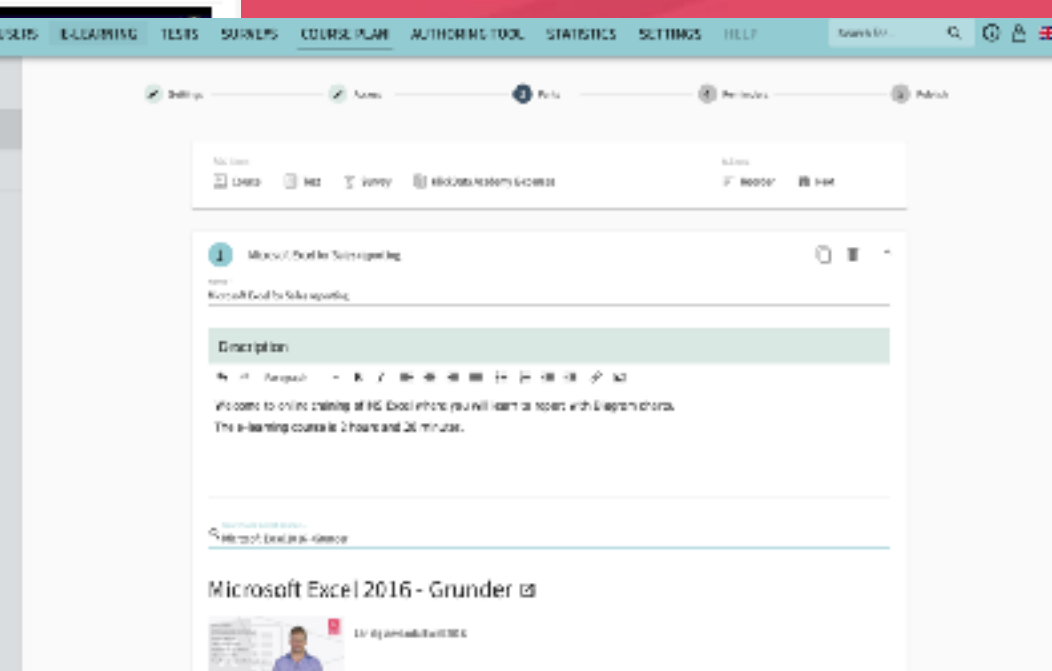
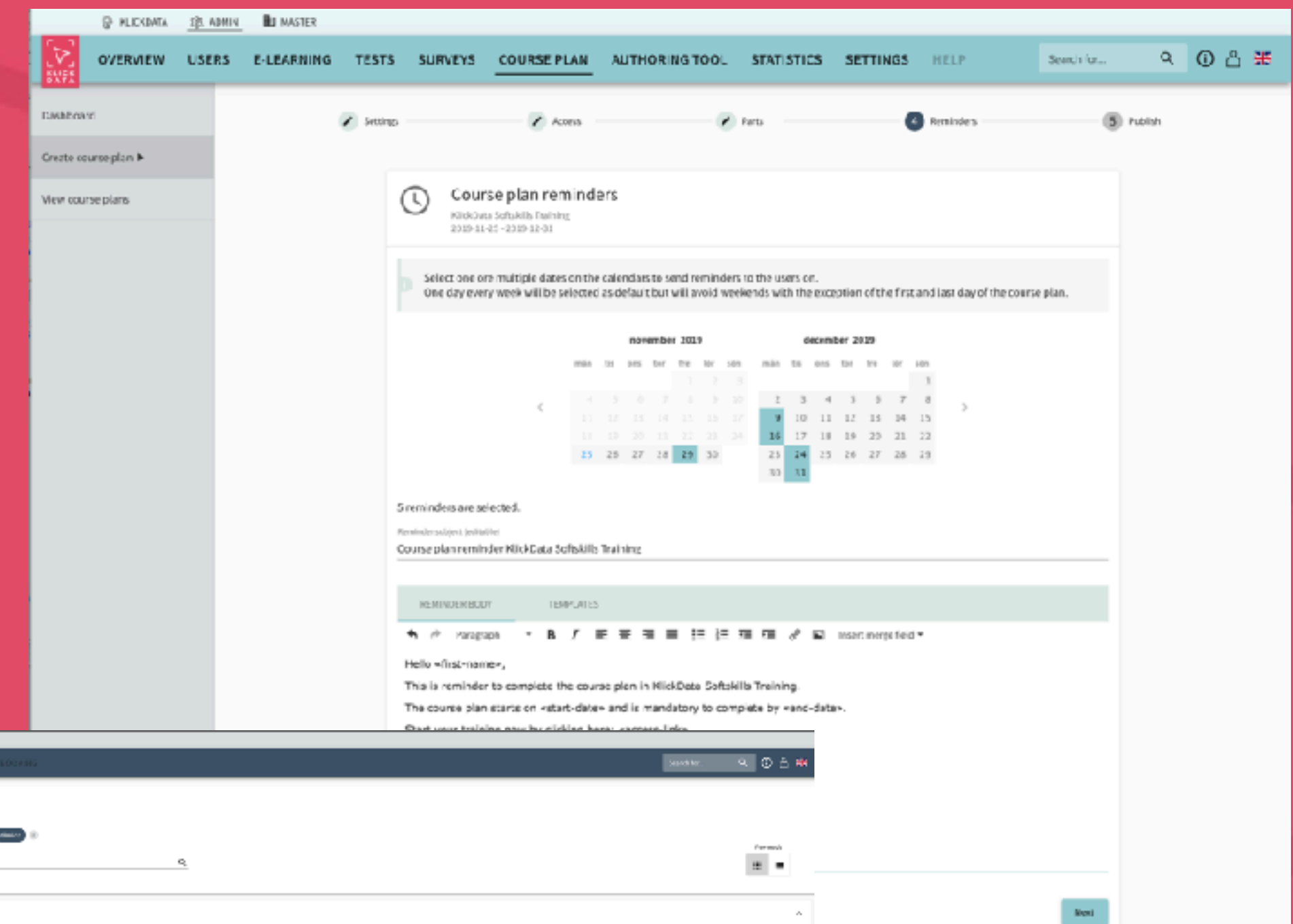
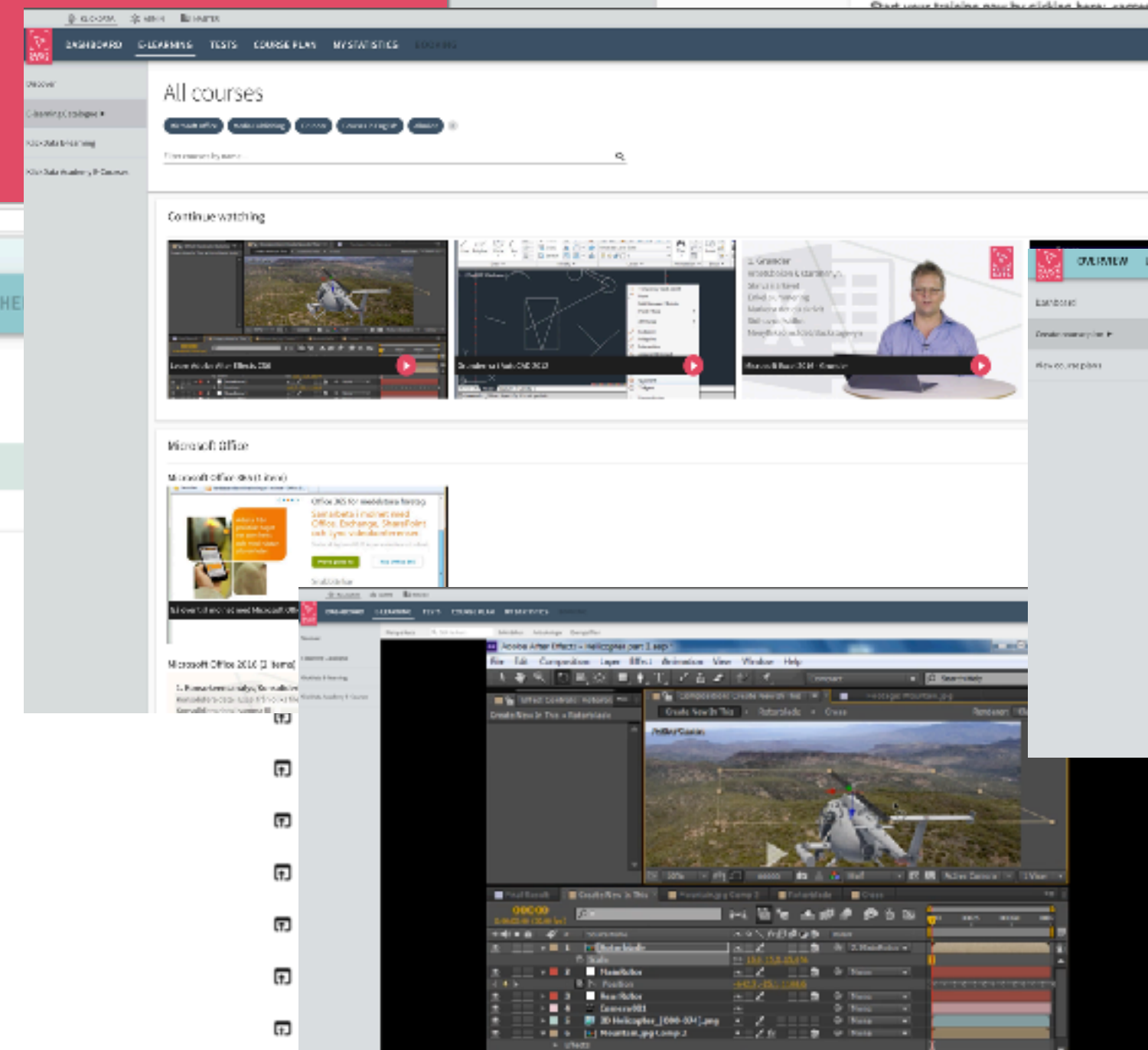
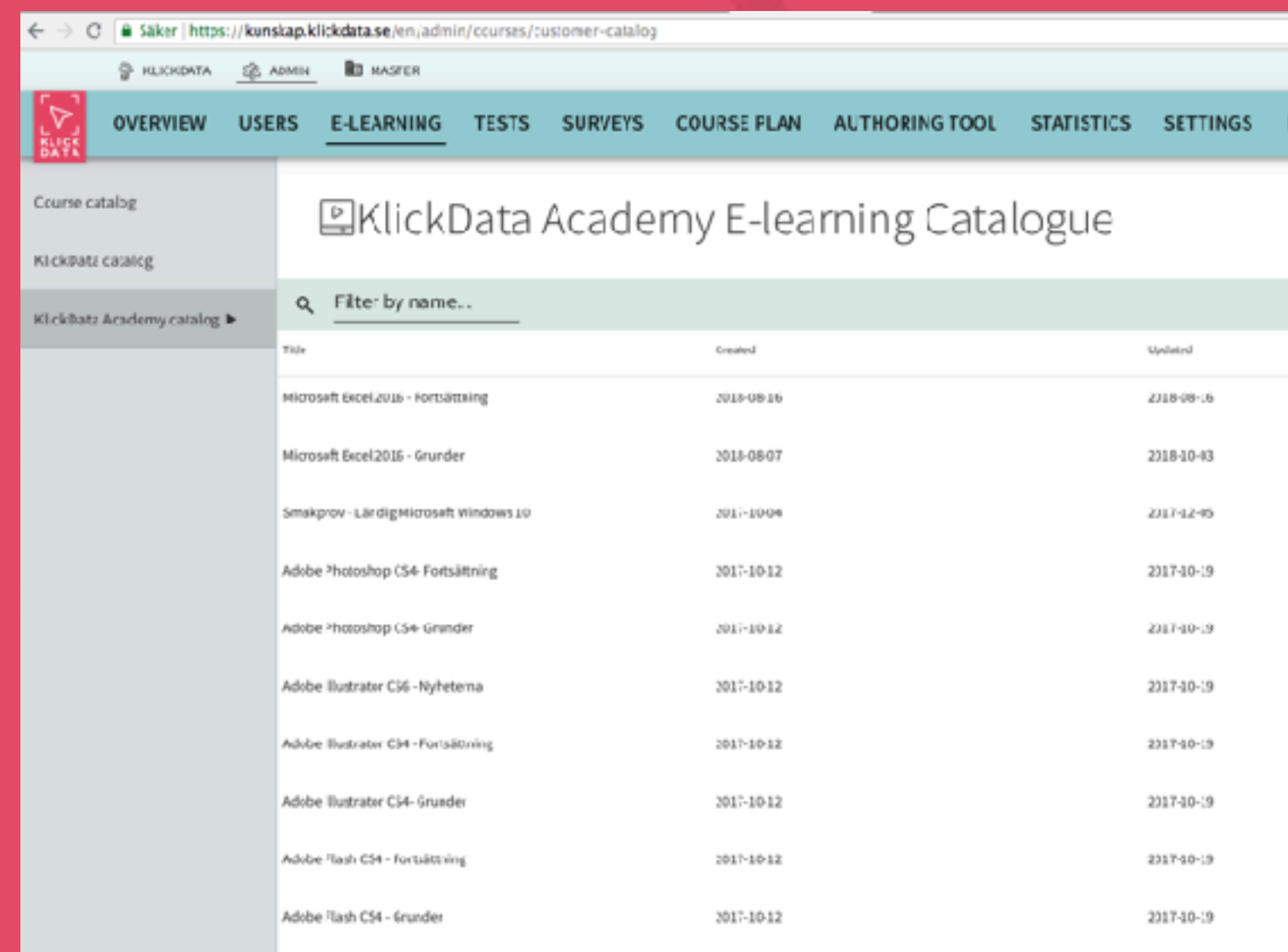
Material, Test, Questionnaire
What, who and how?
Gradually step by step.

Templates:

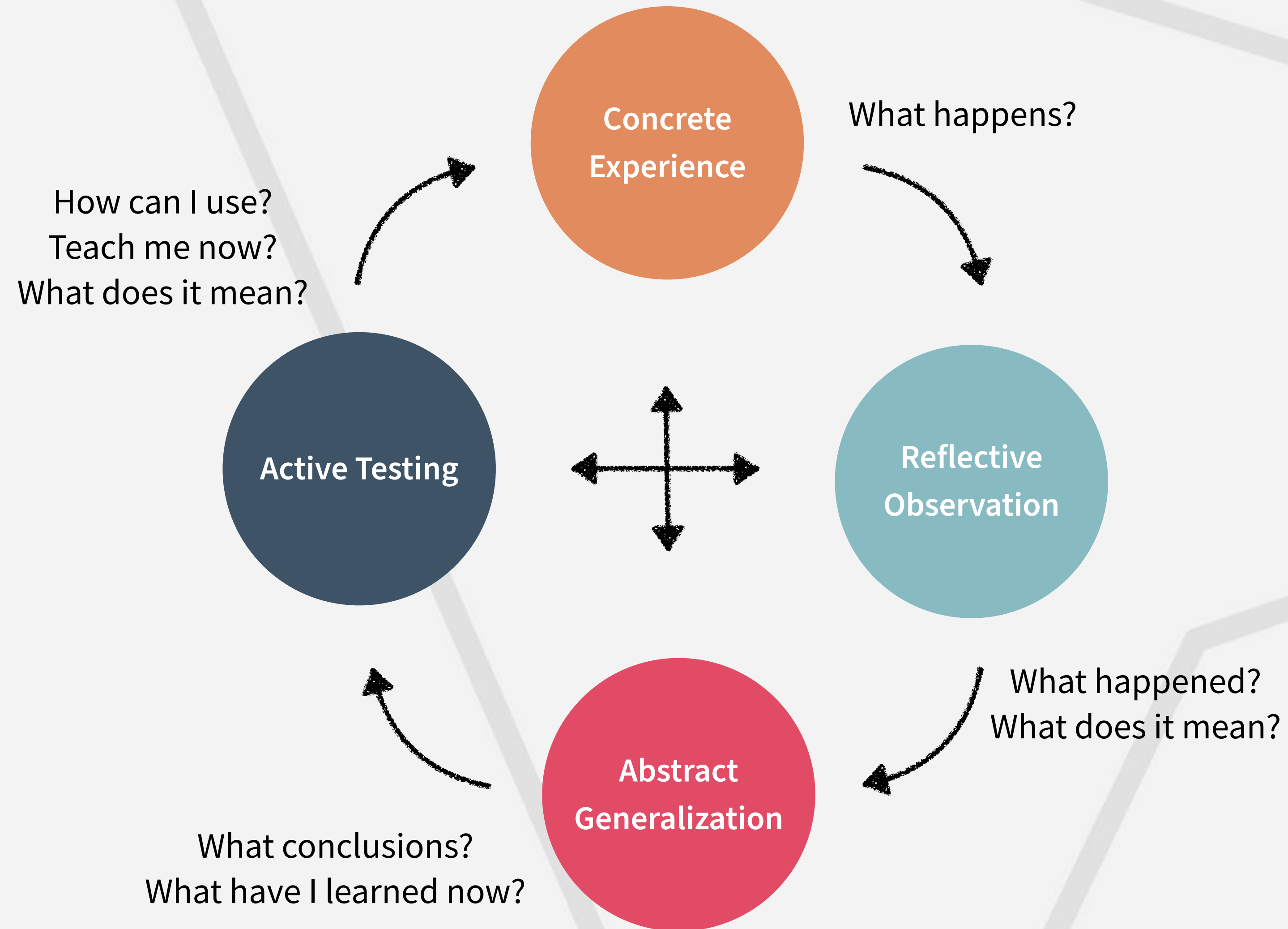
Materials, Tests, Surveys
Ideas, Examples, General
knowledge and company-
specific.

KlickData KLMS

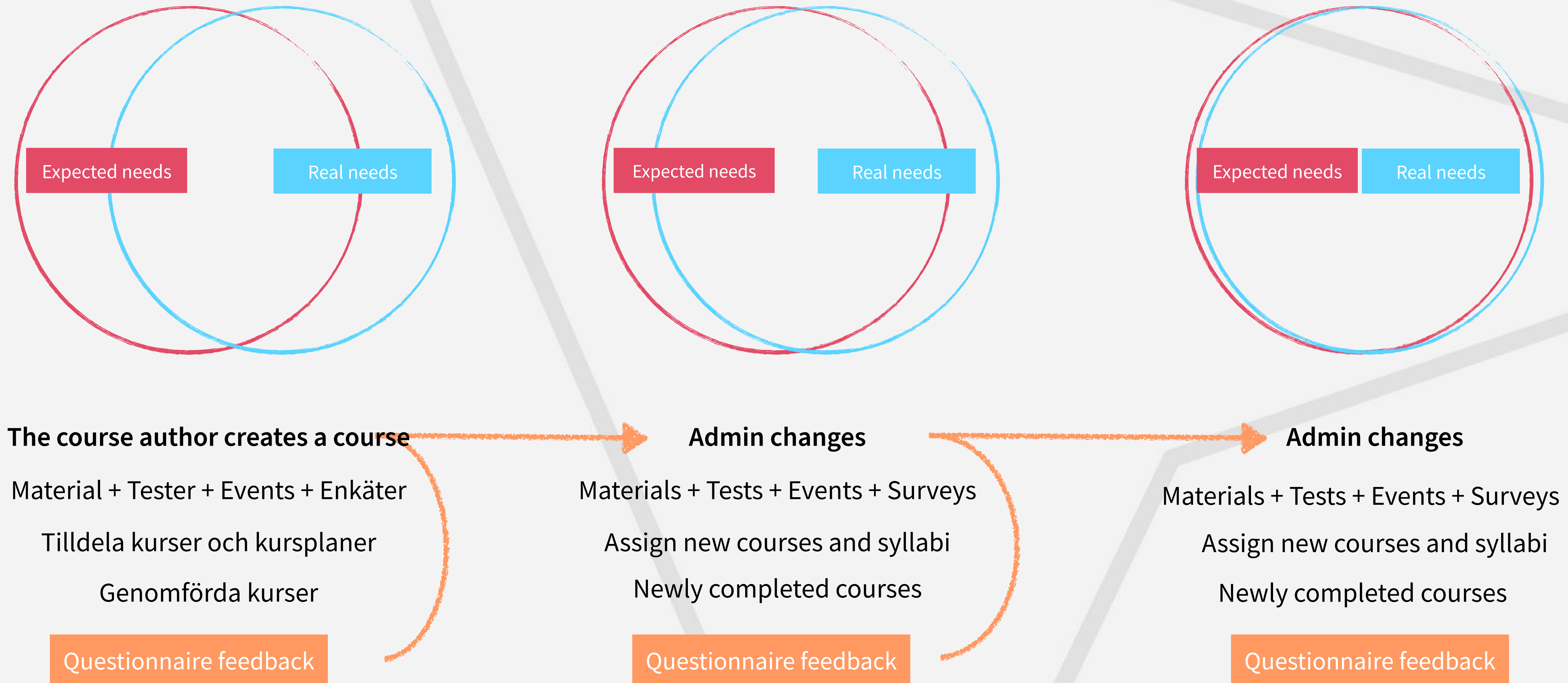
provides organizations with the right online tools for knowledge certification, quality assessment for employees and managers.



Kolbs Learning cycle



The feedback process for courses in KLMS



Some of our clients





Enhanced knowledge